

Financing renewable energy projects through regional operational programmes¹

Michał PTAK

Wrocław University of Economics, Poland

Abstract: Regional operational programmes provide support granted from EU funds for different projects implemented in individual voivodeships in Poland. The aim of the programmes is to improve the competitiveness of regions and to promote the sustainable development. The priorities of the regional programmes include inter alia transport, environmental protection and sustainable energy production. The aim of the article is to analyze the support provided from chosen regional operational programmes for projects in renewable energy in Poland. The projects aimed at increasing the amount of electricity or heat produced from renewable resources and included for example modernisation of hydroelectric power plants or the installation of solar thermal collectors. The article discusses the effects of the support and difficulties in implementation. The analysis included regional program documents and data on the support provided.

Keywords: renewable energy, regional operational programmes, the 2007-2013 programming period

JEL: O13, Q28, Q42

1. Introduction

One of the mechanism used to stimulate the construction of renewable energy power plants is a public support through grants or loans. In Poland public support for renewable energy comes from national and European sources. In the 2007-2013 period investments in renewable energy installations co-financed from the EU funds were implemented via operational programmes managed at national and regional level. Larger projects (worth over 20 million

¹ This is a preliminary reviewed version of an article to be published in the Wrocław School of Banking Research Journal, September 2015.

złoty) were implemented at a central level under the Operational Programme Infrastructure and Environment. The smaller scale projects were supported from regional operational programmes. One could assume that the funding provided at the regional level helps to solve challenges and needs identified in the programme.

The aim of the article is to analyze the support provided from regional operational programmes for projects in renewable energy in Poland. The article discusses the effects of the support and difficulties in implementation.

2. Regional operational programmes in Poland

In Poland there are 16 regional operational programmes at the regional level. Regional operational programmes provide support granted from EU funds for different projects implemented in individual voivodeships in Poland (Kornberger-Sokołowska et al. 2012: 141). The main beneficiaries of the support are companies and local self-government units.

According to article 15 paragraph 4 of Act of December 6, 2006 on the principles of development policy regional operational programmes are established to achieve goals and objectives of development strategies.² Generally speaking activities funded within these programmes were focused on:

- increasing the competitiveness of the regions,
- promoting sustainable development,
- improving the quality of life (Szczubiała 2009: 78).

The programmes are designed to meet needs identified at local level. Regional programmes are established in accordance with principle of subsidiarity granting some autonomy to voivodships. Regional operational programmes included priorities (areas covered by the funding programme) which related to competitiveness, education, health, transport, environment etc. There are also measures within each priority which indicate the activities supported.

² Journal of Laws of 2006 No. 227, item 1658, as amended.

3. Renewable energy projects financed through regional programmes

Support from regional operational programmes for renewables was provided mainly through the priorities on environment and (or) energy. The aims (or expected results) of the support were:³

- increasing the share of energy from renewable sources (and other targets set by the European Union's climate and energy package such as improving energy efficiency reducing of greenhouse gas emissions),
- improving air quality or reducing air pollution in the region,
- ensuring energy security,
- diversification of energy sources,
- environmental quality enhancement,

Table 1. Examples of renewable energy projects financed through regional operational programmes

Priority axis/measure	Projects
Renewable energy sources, environmental protection, environmental infrastructure, air protection	<ul style="list-style-type: none"> • Construction (modernization) of small hydropower, biogas plant, biomass-fired boiler, heat pumps, wind farm, solar or geothermal energy systems • Thermomodernization using renewable energy sources • Project documentation for renewable energy systems • Information campaign on renewable energy
Entrepreneurship, innovation, competitiveness of enterprises	<ul style="list-style-type: none"> • Construction of the information platform for technology transfer in the area of renewable energy sources • Establishment of a technological park (park's buildings use renewable energy sources) • Exhibition at renewable energy fair • Implementation of an innovative production process of systems powered by solar or wind energy • Launching the production of yachts powered by renewable energy • Modernization of the R&D department in order to develop innovative concept of a renewable energy device • The extension of the company services to renewable sources
Education, knowledge-based society	<ul style="list-style-type: none"> • Educational and research equipment for laboratory on renewable energy • Using renewable energy sources for educational purposes in a school building
Regional economy	<ul style="list-style-type: none"> • Commercialization of R&D in the field of biofuels • Equipment for laboratory on renewable energy

Source: National Information System SIMIK.

The projects encompassed a range of renewable energy technologies such as solar, wind, biomass, biogas, geothermal and micro-hydro. Some kinds of renewable energy have been also

³ Specifications of the regional operational programmes for 2007-2013.

used to improve the energy efficiency of buildings. Additionally, there were projects which focused on education or raising awareness about energy conservation (Table 1). Table 1 shows that some projects on renewable energy sources were funded within priorities on entrepreneurship, innovation or competitiveness of enterprises. The projects aimed at developing new services, products and production processes, improving research infrastructure.⁴ One can assume that R&D investments contribute to the development of renewable sources (including the storage of energy from renewable) and to more efficient energy production (Fundeko Korbel, Krok-Baściuk Sp. J., 2014).

It should be noted that project proposals that involve the use of renewables were sometimes rated higher than others. Renewable energy sources were used in projects implemented within various priorities or actions (eg. related to in transport, development of entrepreneurship, wastewater management, cogeneration or energy efficiency of buildings).

The value of contracts for renewable energy projects co-financed from regional operational programmes is 1319.6 million zloty. This amount is equivalent to 1.9% of the total value of contracts awarded under regional operational programmes at the end of April 2015 and to 80% of the support provided by the Infrastructure and Environment Operational Programme (Figure 1).

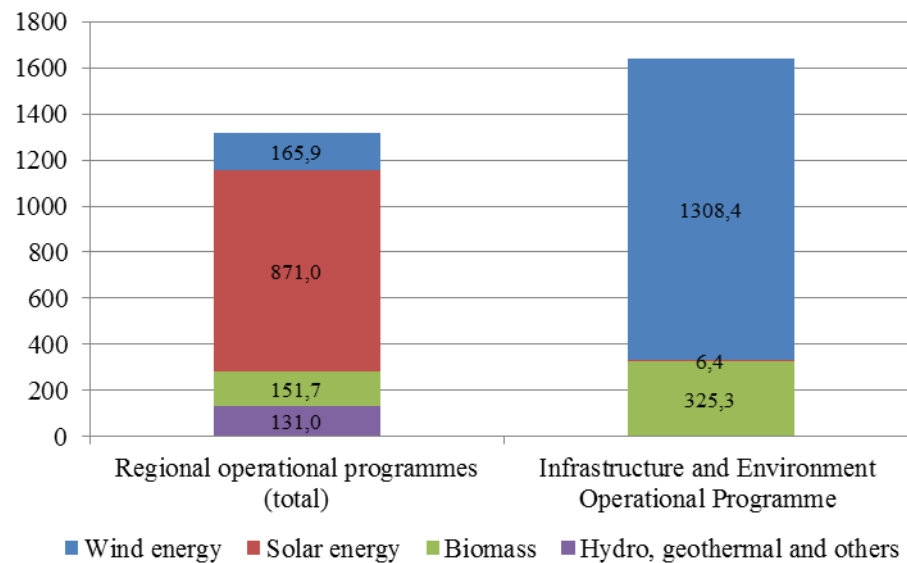
Table 2 shows the structure of contracts for co-financing from regional operational programmes by the beneficiaries and the types of energy sources. As one can see most of the wind power projects were carried out by entrepreneurs. In the case of solar energy projects more than half of projects has been carried out by self government units.

As shown in Figure 1 two-thirds of the support for renewable energy investments provided by the regional programmes relates to the solar energy development. Nearly 40% of this support came from regional programme for lubelskie voivodship (Figure 2). Criteria for selecting the operations financed under the programme were designed to promote renewable energy technologies, for which the lubelskie region has great natural advantages, that is solar energy and biomass (Kryteria wyboru projektów dla Osi Priorytetowych III-VIII... 2010; Zarząd Województwa Lubelskiego 2014). The majority of the grants (80 out of 128) for solar energy

⁴ It should be noted that project proposals (eg. in transport, development of entrepreneurship, wastewater management, cogeneration or energy efficiency of buildings) that involve the use of renewables were sometimes rated higher than others. (Przewodnik po kryteriach wyboru operacji finansowanych w ramach Regionalnego Programu Operacyjnego dla Województwa Dolnośląskiego na lata 2007-2013 2014; Zarząd Województwa Mazowieckiego 2015; Zarząd Województwa Lubuskiego 2014).

were awarded to municipalities (National Information System SIMIK). The support was used to install solar hot water panels on the roofs in private houses. The roofs were temporarily leased by municipalities (*Lubelskie: ponad 34 tys...*). A grant was also awarded to the community partnership designed to build a 1.4 MW solar power plant (*Projekt*).

Figure 1. The value of contracts on renewable energy projects awarded under regional operational programmes and Infrastructure and Environment Operational Programme for 2007-2013 (March 30th April 2015, million zloty)



Source: National Information System SIMIK.

Table 2. Contracts for co-financing from regional operational programmes by the beneficiaries and the types of energy sources

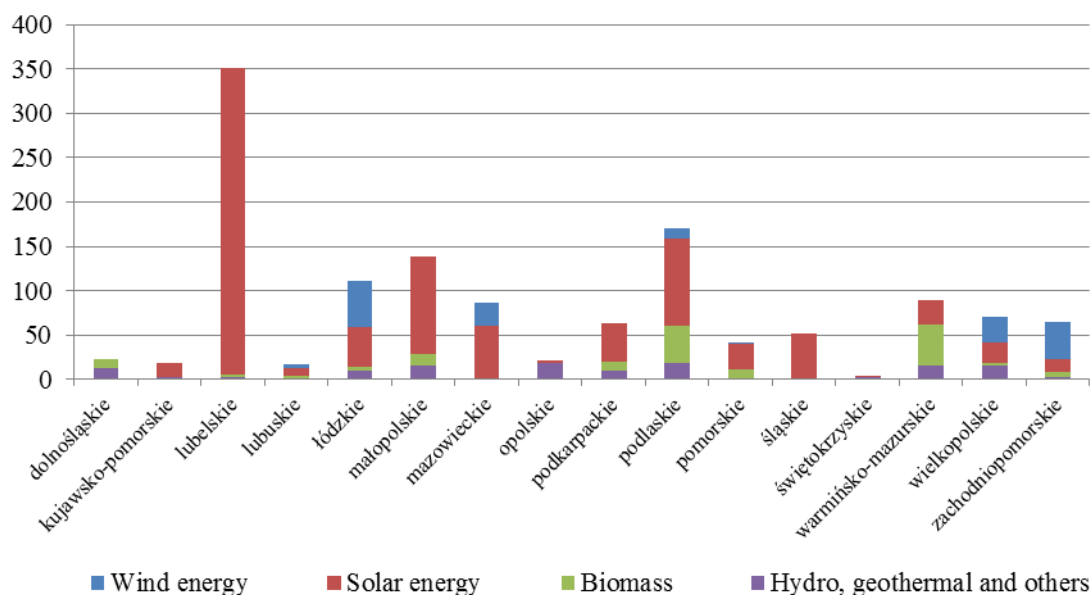
Beneficiaries	Wind	Solar	Biomass	Hydro, geothermal and others	Total
Self-government units ^{a)}	1	287	18	46	352
Companies	34	134	27	33	228
Sole proprietorships	8	30	4	24	66
Public health maintenance organizations	–	25	3	4	32
Others ^{b)}	–	47	11	19	77
Total	43	523	63	126	755

a) Municipalities, districts or voivodships.

b) Voluntary associations, community partnerships, Catholic Church and others.

Source: National Information System SIMIK.

Figure 2. The structure of the support for renewable energy sources provided by regional operational programmes for 2007-2013 (30th April 2015, million polish zloty)



Source: National Information System SIMIK. See also: Wiśniewski 2011: 21.

Figure 1 shows that wind farms were mainly co-financed from Infrastructure and Environment programme.⁵ It should be noted that in some voivodships wind turbines were not eligible to receive grants from regional programmes. For example, in the case of warmińsko-mazurskie voivodship (having diverse and valuable environmental assets) the reason for this were the concerns regarding the potential adverse impact of wind farms on animals or landscape (Zarząd Województwa Warmińsko-Mazurskiego 2007). In dolnośląskie voivodship it was recognized that the region does not have good wind power-generating resources (Urząd Marszałkowski Województwa Dolnośląskiego 2014). Furthermore, wind farms were seen as expensive investments which do not generate sufficient benefits to justify the support (PSDB 2014). This decision has been criticized in the ex-post evaluation report on the dolnośląskie regional operational programme as there were many applicants interested in wind energy projects (PSDB 2014).

Grants for installing biomass renewable energy systems accounted for 11.5% of total support for renewable energy projects. One can assume that the aim of the support was a need to promote the regional agricultural sector or to use significant quantities of natural unused biomass

⁵ The largest investments in renewable energy in 2007-2013 in Poland consisted in the construction of wind parks (worth about 10-40 million euro) (Wiśniewski 2011: 21).

(Zarząd Województwa Lubelskiego 2013; Urząd Marszałkowski Województwa Podlaskiego 2013). In warmińsko-mazurskie voivodship the structure of the support was designed to use the natural and climatic conditions of the region.

In order to measure the effects of the intervention of the operational programmes the output and result indicators can be used.⁶ The most common indicators related to renewables are number of projects on renewable energy and additional installed capacity of renewable energy sources. There are also other indicators used in a number of the regional programmes (Table 3).

Table 3. Output and results indicators related to renewable energy sources in the regional operational programmes for 2007-2013

Outputs	Results
<ul style="list-style-type: none"> • Number of projects on renewable energy • Additional installed capacity of renewable energy sources (MW) • Number of systems generating heat and electricity from renewable sources 	<ul style="list-style-type: none"> • Additional installed capacity of renewable energy sources (MW) • Primary energy savings (GJ per annum) • Additional energy production from renewable sources (MWh per annum)

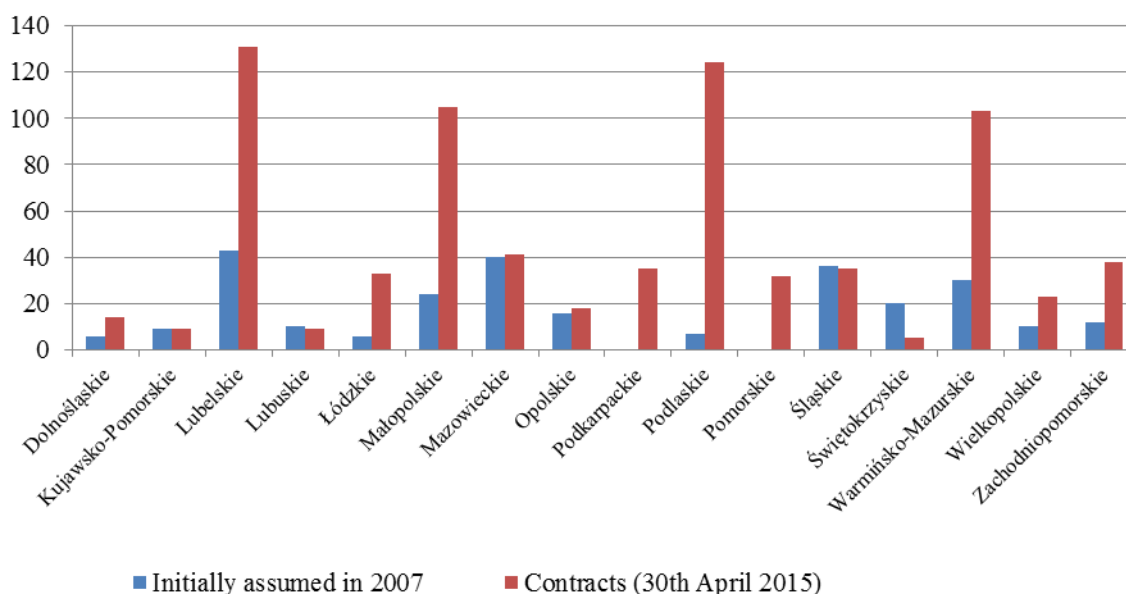
Source: specifications of the regional operational programmes for 2007-2013.

Figure 3 shows that the total target value of the indicator “number of projects on renewable energy” has been underestimated. In 2007 it was assumed that the number of projects that will be funded through 16 regional operational programmes will be 269. Currently, one can expect that the total number of projects will be at least 755. In Podlaskie voivodship the expected value is 17 times higher than it was initially assumed.

In some of the regions there were many applicants interested in renewable energy projects and additional calls for proposals were necessary (Sprawozdanie roczne z realizacji Małopolskiego Regionalnego Programu Operacyjnego). However, it should be noted that in some voivodships potential investors were not willing to take up projects. The reason was the uncertainty about the cost-effectiveness and growing uncertainty about regulations affecting the energy sector. The long anticipated law on renewable energy sources mobilization has not been promulgated before May of 2015. Furthermore, the primary support scheme for renewables in Poland (based on green certificates) has collapsed. Hence, potential investors did not want to invest in projects that could not pay off.

⁶ Output indicators “relate to activities that have taken place” and result indicators “relate to the direct and immediate effect on the beneficiaries” and “provide information on changes to, for example, the behaviour, capacity or performance of beneficiaries” (Sweco Eurofutures 2007; European Commission).

Figure 3. Number of projects on renewable energy supported through regional operational programmes



Source: specifications of the regional operational programmes for 2007-2013; Reports on implementation of the regional operational programmes for 2007-2013.

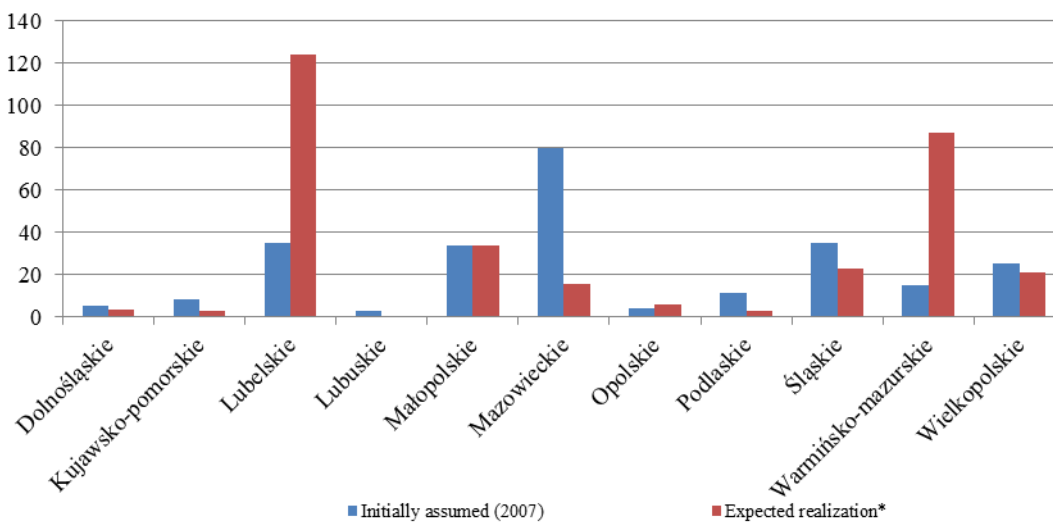
There were also other barriers inhibiting investments in renewables. These include for example (PSDB 2014):

- legal requirements in relation to environmental impact assessment. Some investors could not obtain required permits to build hydroelectric power stations.
- mistrust and suspicion amongst local communities to renewable energy projects and to foreign investors. For example the residents of a small town were showing their some kind of NIMBY attitude about building a biomass boiler by the investor from another part of the country. The problem was that investor was involved in many small business enterprises to manage different renewable energy projects.

Support provided through regional operational programmes has increased installed capacity of renewable energy sources by at least 338 MW⁷. This amount is equal to 5.5% of the total capacity of renewable energy sources in Poland (31st March 2015) (*Moc zainstalowana*). As one can see in many voivodships the originally assumed capacity which could be achieved within financial allocation was revalued (Figure 4).

⁷ Reports on implementation of the regional operational programmes for 2007-2013.

Figure 4. Additional installed capacity of renewable energy sources co-financed from regional operational programmes



Source: specifications of the regional operational programmes for 2007-2013; Reports on implementation of the regional operational programmes for 2007-2013.

There are 3 regional programmes where the indicators related to energy production from renewable sources are reported (Table 4). Hence, it is possible to estimate CO₂ emission savings. As one can see in warmińsko-mazurskie voivodship initiatives resulted in avoided emissions of about 6.3 percent. This should be interpreted with caution as the warmińsko-mazurskie region is dependent on external energy supplies (Zarząd Województwa Warmińsko-Mazurskiego 2007).

Table 4. Additional energy production from renewable sources (MWh per annum)

Voivodship	Expected energy production from installations supported (GWh per annum)	Estimated CO ₂ emission savings (thousand tonnes)	% of total annual CO ₂ emissions in a voivodship
Dolnośląskie	33.7	27.4	0.2
Warmińsko-Mazurskie	123.1	100.0	6.3
Zachodniopomorskie	256.3	20.1	2.2

Zródło: specifications of the regional operational programmes for 2007-2013; Reports on implementation of the regional operational programmes for 2007-2013; Bank Danych Lokalnych.

According to some evaluation studies of the regional operational programmes the impact of the support on increasing the production of energy from renewable sources is important (Fundeko Korbel, Krok-Baściuk Sp. J. 2014). However it is sometimes assumed that climate and

energy package targets are only of secondary importance. The most important objective of the support is to reduce so called “low emission” that is particulate emissions from burning low quality coal in local boilers and in individual households. The use of renewable energy sources in buildings for heating and for domestic hot water generation and thermomodernisation have the highest positive impact on air quality improvement, in particular in urban areas (Fundeko Korbel, Krok-Baściuk Sp. J. 2014).

4. Support for renewables offered under the JESSICA initiative

A JESSICA initiative (Joint European Support for Sustainable Investment in City Areas) is developed by the European Commission in co-operation with the European Investment Bank and the Council of Europe Development Bank. It supports sustainable urban development projects through financial engineering instruments which are delivered via urban development funds and, if required, holding funds. Financial engineering instruments may take the form of equity, loans and/or guarantees. Provision of repayable assistance fills the gap between assistance provided through grants and commercial credits. Projects that receive JESSICA financing may include management and promotion of heritage or cultural sites, redevelopment of brownfield sites and energy efficiency improvements (*Cyprus joins forces with the EIB for sustainable city development; JESSICA: Joint European Support for Sustainable Investment...; What is JESSICA?*). The projects should generate returns and be included in integrated plans for sustainable urban development that is operational or strategic documents such as urban areas’ revitalization programmes, sustainable energy action plans or energy supply plans.

In Poland a JESSICA initiative was implemented at the regional level within regional operational programmes. There were only five Marshall Offices which decided to join the scheme.⁸ The conditions of the loans were as follows:

- Loans could be provided even for 100% of the total eligible project cost.
- Loan repayment period was 20 years.
- Loan interest rate was the National Bank of Poland’s reference rate⁹. The interest rate could be reduced if a project has a positive social impact (*O JESSICA*).

⁸ Mazowieckie, pomorskie, śląskie, wielkopolskie and zachodniopomorskie voivodships.

Projects that could be supported include inter alia renewable energy, energy efficiency of buildings, transmission of electricity and heat (Zarząd Województwa Pomorskiego 2015; Zarząd Województwa Mazowieckiego 2015); Sprawozdanie okresowe z realizacji Regionalnego Programu Operacyjnego Województwa Śląskiego na lata 2007-2013 w I półroczu 2014). Considering the names of the projects supported and available data one can assume that renewable energy sources were only a part of larger projects which aimed at revitalization or reducing the energy consumption of the buildings (Sprawozdanie roczne za 2013 rok z wdrażania Regionalnego Programu Operacyjnego dla Województwa Pomorskiego na lata 2007-2013; Sprawozdanie okresowe z realizacji Regionalnego Programu Operacyjnego Województwa Śląskiego na lata 2007-2013 w I półroczu 2014; Sprawozdanie okresowe za I półrocze 2014 r. z realizacji Regionalnego Programu Operacyjnego Województwa Zachodniopomorskiego na lata 2007-2013 2014).

There were some problems with the implementation of JESSICA initiative within regional operational programmes. These include the lack of documents which could be considered integrated plans for sustainable urban development (Dubieński).

5. Concluding remarks

The financial support for renewables provided from regional operational programmes was adjusted to economic or social needs and to natural conditions of the voivodships. The projects contributed to the increase in installed capacity of renewable energy, more sustainable energy production and to decrease in greenhouse gas emissions. One of the most important effects is the reduction of local air pollutants. In the longer term additional effects of the support can be expected thanks to educational and innovative renewable energy projects. It should be noted that some of the projects had demonstrative character and could contribute to popularize the renewable energy sources, in particular small and microinstallations (see Fundeko Korbel, Krok-Baściuk Sp. J. 2014).

The experience of the 2007-2013 programming period indicates some problems in renewable energy project implementation. The problems resulted from the uncertainty about

⁹ As of 5th March of 2015 the reference rate is 1,5%.

regulations affecting the energy sector and about price of green certificates which renewable energy producers sell to electricity suppliers. One can assume that in the current programming period (2014-2020) there will be less uncertainty about the government's energy policy. As of May 2015 the renewable energy sector in Poland is regulated by special Act on renewable energy sources.

Bibliography

Act of December 6, 2006 on the principles of development policy (Journal of Laws of 2006 No. 227, item 1658, as amended).

Bank Danych Lokalnych, http://stat.gov.pl/bdl/app/strona.html?p_name=indeks.

Cyprus joins forces with the EIB for sustainable city development, http://europa.eu/rapid/press-release_BEI-09-160_en.htm [04.05.2015].

Dubiński B., JESSICA na Mazowszu – energetyka, <http://www.bgk.com.pl/storage/7939/03%20MAE-B.Dubi%C5%84ski%20-%20projekty%20efektywno%C5%9Bci%20energetycznej%20-%20de%20minimis.pdf> [07.05.2015].

European Commission, Indicators For Monitoring And Evaluation: A Practical Guide For The European Fisheries Fund, http://ec.europa.eu/fisheries/cfp/eff/official_documents/updated_eff_workingpaper_on_indicators_en.pdf [04.05.2015].

Fundeko Korbel, Krok-Baściuk Sp. J. (2014), Raport końcowy z badania ewaluacyjnego pn. Ocena wpływu projektów zrealizowanych w ramach RPO WP 2007-2013 na środowisko w województwie pomorskim.

JESSICA: Joint European Support for Sustainable Investment in City Areas, http://ec.europa.eu/regional_policy/en/funding/special-support-instruments/jessica/#6 [07.05.2015].

Kornberger-Sokołowska E., Cieślak R., Zdanukiewicz J. (2012), Jednostki samorządu terytorialnego jako beneficjenci środków europejskich, Wolters Kluwer Polska, Warszawa.

Kryteria wyboru projektów dla Osi Priorytetowych III-VIII w ramach Regionalnego Programu Operacyjnego Województwa Lubelskiego na lata 2007-2013 (2010), Lublin.

Lubelskie: ponad 34 tys. instalacji solarnych dzięki dotacjom z UE, <http://gramwzielone.pl/dom-energooszczedny/16041/lubelskie-ponad-34-tys-instalacji-solarnych-dzieki-dotacjom-z-ue> [05.05.2015].

Moc zainstalowana, <http://www.ure.gov.pl/pl/rynki-energii/energia-elektryczna/odnawialne-zrodla-ener/potencjal-krajowy-oze/5753,Moc-zainstalowana-MW.html> [11.05.2015].

National Information System SIMIK, <https://www.funduszeuropejskie.2007-2013.gov.pl/slownik/Strony/SIMIK.aspx> [07.05.2015].

O JESSICA, <http://www.jessica.mazovia.pl/jessica/o-jessica/> [07.05.2015].

Projekt, http://www.dolinazielawy.pl/index.php?option=com_content&view=article&id=24&Itemid=15 [04.05.2015].

Przewodnik po kryteriach wyboru operacji finansowanych w ramach Regionalnego Programu Operacyjnego dla Województwa Dolnośląskiego na lata 2007-2013 (2014), Wrocław. http://rpo.dolnyslask.pl/fileadmin/user_upload/documents/14styczen/14/Przewodnik_kryteria_zmiany_styczen_2014.pdf.

PSDB (2014), Ewaluacja wpływu projektów realizowanych w Priorytecie 4 „Środowisko i bezpieczeństwo ekologiczne” i Priorytecie 5 „Energetyka” RPO WD oraz wyznaczenie pożądanych kierunków działań na przyszłość w obszarach objętych tymi priorytetami. https://www.google.pl/url?sa=t&rct=j&q=&esrc=s&source=web&cd=1&cad=rja&uact=8&ved=0CCAQFjAA&url=http%3A%2F%2Frpo.dolnyslask.pl%2Ffileadmin%2Fuser_upload%2Fdocuments%2F14kwiecień%2F18%2Fbroszura_informacyjna_pr4_i_pr5.pdf&ei=QEhiVfvjKefXyQPqYGoDg&usq=AFQjCNE_8XDy7NqgLTYtkQskiWsBOWiNVw&sig2=YCeEbFn8wh7i5v8vqVwTeQ&bvm=bv.93990622,d.bGQ.

Reports on implementation of the regional operational programmes for 2007-2013.

Specifications of the regional operational programmes for 2007-2013.

Sprawozdanie okresowe z realizacji Regionalnego Programu Operacyjnego Województwa Śląskiego na lata 2007-2013 w I półroczu 2014, Załącznik do Uchwały nr 1791/369/IV/2014 z dnia 30 września 2014 r. <https://www.google.pl/url?sa=t&rct=j&q=&esrc=s&source=web&cd=2&cad=rja&uact=8&ved=0CCYQFjAB&url=http%3A%2F%2Frpo2007-2013.slaskie.pl%2Fzalaczniki%2F2014%2F10%2F02%2F1412240381.pdf&ei=cEliVYGmNcHmywOs-oKQDQ&usq=AFQjCNEEn8DbwTyEzjEDgP3jXJKhQB4knQ&sig2=Qff8ZoCtJeL-pDph3DXqjQ&bvm=bv.93990622,d.bGQ>.

Sprawozdanie okresowe za I półrocze 2014 r. z realizacji Regionalnego Programu Operacyjnego Województwa Zachodniopomorskiego na lata 2007-2013 (2014), Szczecin. <http://www.rpo2007-2013.wzp.pl/>.

Sprawozdanie roczne z realizacji Małopolskiego Regionalnego Programu Operacyjnego na lata 2007-2013 (MRPO). Sprawozdanie za 2013 rok, Załącznik do Uchwały Nr 5/14 KM MRPO w latach 2007-2013 z dnia 24 czerwca 2014 r. http://www.fundusze20072013.malopolska.pl/mrpo/Strony/sprawozdania_roczne.aspx.

Sprawozdanie roczne za 2013 rok z wdrażania Regionalnego Programu Operacyjnego dla Województwa Pomorskiego na lata 2007-2013 (2014), Załącznik do Uchwały nr 48/XXVI/14 Komitetu Monitorującego Regionalny Program Operacyjny dla Województwa Pomorskiego na lata 2007-2013 z dnia 24 czerwca 2014 r. http://dpr.wrotapomorza.pl/res/dpr/dokumenty/sprawozdania_raporty/sprawozdanie_roczne_za_2013r_pomorskie.pdf.

Sweco Eurofutures (2007), Ex-ante Evaluation and Strategic Environmental Assessment of the Central Baltic Cross-border Programme 2007-2013, https://www.siseministerium.ee/sites/default/files/dokumentid/central_baltic_ex_ante_sea_final_24_april.pdf [05.05.2015].

Szczubiała P. (2009), Fundusze Unii Europejskiej na lata 2007-2013 jako szansa na poprawę pozycji Polski na arenie międzynarodowej, in: Wybrane problemy gospodarki światowej pierwszej dekady nowego wieku, ed. W. Michalczyk, Uniwersytet Ekonomiczny we Wrocławiu, Wrocław.

Tessen-Węsierski J. (2009), Finansowe i inwestycyjne aspekty wykorzystania zielonej energii, in: Rozwój zrównoważony – zarządzanie innowacjami ekologicznymi, eds. M. Matejun, R. Grądzki, Wydawnictwo Politechniki Łódzkiej, Łódź.

Urząd Marszałkowski Województwa Dolnośląskiego (2014), Regionalny Program Operacyjny dla Województwa Dolnośląskiego na lata 2007-2013. http://rpo.dolnyslask.pl/fileadmin/user_upload/documents/14maj/26/RPO_WD_30_04_2014.pdf.

Urząd Marszałkowski Województwa Podlaskiego (2013), Regionalny Program Operacyjny Województwa Podlaskiego na lata 2007-2013.

What is JESSICA?, <http://www.jessicafund.gr/index.php/about-jessica/what-is-jessica/?lang=en> [06.05.2015].

Wiśniewski G. (ed.) (2011), Określenie potencjału energetycznego regionów Polski w zakresie odnawialnych źródeł energii – wnioski dla Regionalnych Programów Operacyjnych na okres programowania 2014-2020, Ministerstwo Rozwoju Regionalnego, Warszawa.

Zarząd Województwa Lubelskiego (2013), Regionalny Program Operacyjny Województwa Lubelskiego na lata 2007-2013.

<http://www.rpo.lubelskie.pl/widget/file/get/1380282987647346.pdf>/Regionalny%2BProgram%2BOperacyjny%2BWojew%25C3%25B3dztwa%2BLubelskiego%2Bna%2Blata%2B2007-2013/Regionalny%2BProgram%2BOperacyjny%2BWojew%25C3%25B3dztwa%2BLubelskiego%2Bna%2Blata%2B2007-2013.pdf.

Zarząd Województwa Lubelskiego (2014), Sprawozdanie roczne z realizacji Regionalnego Programu Operacyjnego Województwa Lubelskiego na lata 2007-2013 za 2013 rok. <http://www.rpo.lubelskie.pl/front/page/get/128/>.

Zarząd Województwa Lubuskiego (2014), Uszczegółowienie Lubuskiego Regionalnego Programu Operacyjnego na lata 2007-2013, Zielona Góra.
http://www.lrpo.lubuskie.pl/index.php?option=com_docman&task=doc_download&gid=1883&Itemid=.

Zarząd Województwa Mazowieckiego (2015), Szczegółowy opis priorytetów regionalnego programu operacyjnego województwa mazowieckiego 2007-2013, Warszawa.
http://rpo.mazowia.eu/g2/oryginal/2015_04/d7dd10f8af50615d1599f4876baa61a5.pdf.

Zarząd Województwa Pomorskiego (2015), Uszczegółowienie Regionalnego Programu Operacyjnego dla Województwa Pomorskiego na lata 2007-2013, Gdańsk.
http://dpr.wrotapomorza.pl/res/dpr/dokumenty/urpo/23_04_2015/urpo_23_04_15.pdf.

Zarząd Województwa Warmińsko-Mazurskiego (2007), Regionalny Program Operacyjny Warmia i Mazury na lata 2007-2013. http://rpo.warmia.mazury.pl/index.php?page=dzial&dzial_id=79.

Finansowanie energetyki odnawialnej w ramach regionalnych programów operacyjnych

Streszczenie:

Regionalne programy operacyjne można uznać za programy finansowania przedsięwzięć realizowanych w poszczególnych województwach ze środków Unii Europejskiej. Celem tych programów jest poprawa konkurencyjności regionów i promowanie zrównoważonego rozwoju. W ramach programów wspiera się finansowo inwestycje z różnych dziedzin, takich jak transport, ochrona środowiska czy energetyka. Celem artykułu jest analiza wsparcia udzielanego z regionalnych programów operacyjnych na projekty z zakresu odnawialnych źródeł energii w Polsce. Projekty te, zakładające zwiększenie produkcji energii elektrycznej lub ciepła, polegały np. na modernizacji elektrowni wodnych czy instalowaniu kolektorów słonecznych. W artykule omówiono efekty wsparcia, a także trudności z jakimi spotkali się beneficjenci w trakcie realizacji projektów. W analizie wykorzystano regionalne dokumenty programowe i dane na temat wdrażania wsparcia w ramach regionalnych programów operacyjnych.

Słowa kluczowe: energia odnawialna, regionalne programy operacyjne, okres programowania 2007-2013
JEL: O13, Q28, Q42